



碧云天生物技术/Beyotime Biotechnology
 订货热线: 400-1683301或800-8283301
 订货e-mail: order@beyotime.com
 技术咨询: info@beyotime.com
 网址: http://www.beyotime.com

ERK1 Rabbit Polyclonal Antibody

| 产品编号 | 产品名称 | 包装 |
|--------|---------------------------------|------|
| AF0144 | ERK1 Rabbit Polyclonal Antibody | 50μl |

产品简介:

| 来源 | 用途 | 交叉反应性 | 分子量 |
|--------|------------------|---------|-------|
| Rabbit | WB, ICC, IHC, IF | H, M, R | 44KDa |

WB, Western blot; IP, Immunoprecipitation; IF, Immunofluorescence; IHC, Immunohistochemistry; ICC, Immunocytochemistry; FC, Flow Cytometry; ELISA, Enzyme-linked Immunosorbent Assay; ChIP, Chromatin Immunoprecipitation Assay.

H, Human; M, Mouse; R, Rat; C, Chicken; Cw, Cow; Dg, Dog; Gp, Guinea pig; Hm, Hamster; Hr, Horse; Mk, Monkey; Pg, Pig; Rb, Rabbit; S, Sheep; Z, Zebrafish; All, all species expected.

- 配套提供了Western一抗稀释液, 可以用于Western检测或其它适当用途时的一抗稀释。
- 建议抗体使用时的稀释比例如下(实际使用时需根据抗原水平的高低作适当调整):

| WB | IP | IF | IHC | ICC | FC | ELISA | ChIP |
|--------------|----|-------|-------|-------|----|-------|------|
| 1:500-1:1000 | - | 1:200 | 1:200 | 1:200 | - | - | - |

- 抗体详细信息如下:

| About this Antibody | |
|---------------------|--|
| Name | ERK1 Rabbit Polyclonal Antibody |
| Category | Polyclonal antibody(pAb); Primary antibody |
| Isotype | IgG |
| Purification | Peptide affinity purified |
| About the Immunogen | |
| Immunogen | This antibody is produced by immunizing rabbits with synthetic peptide corresponding to the C-terminal of ERK1. |
| Gene ID | 5595 |
| SwissProt | P27361 |
| Synonyms | Extracellular signal-regulated kinase 1; ERK-1; Insulin-stimulated MAP2 kinase; MAP kinase 1; MAPK 1; p44-ERK1; ERT2; p44-MAPK; Microtubule-associated protein 2 kinase; Extracellular signal-regulated kinase 1; ERK-1; Insulin-stimulated MAP2 kinase; MAP kin |
| Category | MAP Kinase Signaling |
| Background | Mitogen-activated protein kinases (MAPKs) are a widely conserved family of serine/threonine protein kinases involved in many cellular programs, such as cell proliferation, differentiation, motility, and death. The p44/42 MAPK (Erk1/2) signaling pathway can be activated in response to a diverse range of extracellular stimuli including mitogens, growth factors, and cytokines, and research investigators consider it an important target in the diagnosis and treatment of cancer. Upon stimulation, a sequential three-part protein kinase cascade is initiated, consisting of a MAP kinase kinase kinase (MAPKKK or MAP3K), a MAP kinase kinase (MAPKK or MAP2K), and a MAP kinase (MAPK). Multiple p44/42 MAP3Ks have been identified, including members of the Raf family, as well as Mos and Tpl2/COT. MEK1 and MEK2 are the primary MAPKKs in this pathway. |

包装清单:

| 产品编号 | 产品名称 | 包装 |
|--------|---------------------------------|------|
| AF0144 | ERK1 Rabbit Polyclonal Antibody | 50μl |
| AZ050 | Western一抗稀释液 | 50ml |
| - | 说明书 | 1份 |

保存条件:

ERK1 Rabbit Polyclonal Antibody -20°C保存, Western一抗稀释液-20°C或4°C保存, 一年有效。Western一抗稀释液优先推荐4°C保存, 长期不使用可以考虑-20°C保存, 但冻融可能会导致出现轻微的浑浊和少量不溶物。

注意事项:

- 如果本抗体用于Western blot (WB)、免疫荧光(IF)、免疫细胞化学(ICC)等实验, 请注意回收使用过的稀释抗体。回收的抗体通常至少可以重复使用5-10次。稀释后的抗体, 包括已经使用过的稀释抗体, 请4°C保存。
- 回收后重复使用的抗体, 使用方法同新鲜稀释的抗体。如果在重复使用过程中发现抗体出现轻微混浊现象, 可以10,000g离心1-3分钟, 取上清用于后续检测。如果回收的抗体出现明显的絮状物或长霉长菌等情况, 则可以考虑废弃该抗体。
- 提供的Western一抗稀释液也可以用于免疫荧光(IF)、免疫组化(IHC)、免疫细胞化学(ICC)等适当用途。如果希望获得最佳的检测效果, 请考虑使用上述检测专用的一抗稀释液。
- 本产品仅限于专业人员的科学研究用, 不得用于临床诊断或治疗, 不得用于食品或药品, 不得存放于普通住宅内。
- 为了您的安全和健康, 请穿实验服并戴一次性手套操作。

使用说明:

请根据抗体的实际用途选择相应的使用方法。

1. Western检测:

- 按照推荐的稀释比例用碧云天提供的Western一抗稀释液稀释抗体。
- 把经过封闭的蛋白膜与稀释好的一抗4°C缓慢摇动过夜或室温缓慢摇动2小时, 确保稀释的抗体至少能在摇动的瞬间覆盖蛋白膜。
- 回收稀释的一抗, 4°C保存以备下次继续使用。
- 按照Western的实验步骤进行后续的洗涤、二抗孵育、洗涤和检测等操作。具体操作可以参考如下网页:
<http://www.beyotime.com/support/western.htm>

2. 免疫染色:

可以使用碧云天生产的免疫染色一抗稀释液(P0103)稀释抗体, 使用后注意回收稀释好的一抗, 具体操作可以参考如下网页: <http://www.beyotime.com/support/immunol-staining.htm>

3. 其它实验操作请自行参考适当的protocol进行。

4. 代表性图片:

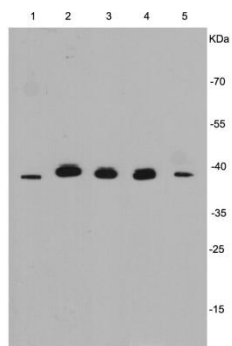


Fig. 1. Western blot analysis of ERK1 on different cell lysates using anti- ERK1 antibody at 1/1000 dilution. Positive control: Lane 1: Hela Lane2: SW480 Lane3: HCT116 Lane 4: HepG2 Lane5: PC12.




Fig. 2. Immunocytochemistry staining of ERK1 in LOVO cells (green). Cells were fixed in paraformaldehyde, permeabilised with 0.25% Triton X-100/PBS.

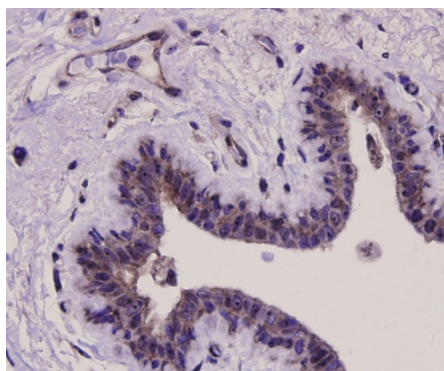


Fig. 3. Immunohistochemical analysis of paraffin-embedded human breast carcinoma tissue using anti-ERK1 antibody. Counter stained with hematoxylin.

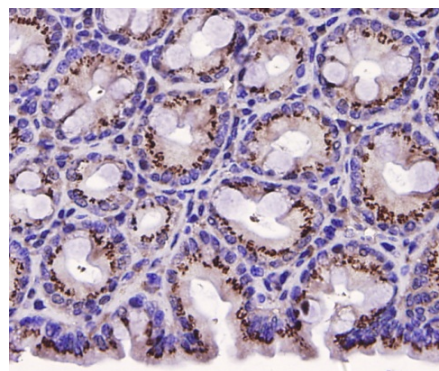


Fig. 4. Immunohistochemical analysis of paraffin-embedded mouse large intestine tissue using anti-ERK1 antibody. Counter stained with hematoxylin.

相关产品:

| 产品编号 | 产品名称 | 包装 |
|---------|--------------------------------|----------|
| P0006 | Bradford蛋白浓度测定试剂盒 | 1000次 |
| P0010 | BCA蛋白浓度测定试剂盒(增强型) | 500次 |
| P0012 | BCA蛋白浓度测定试剂盒 | 500次 |
| P0012A | SDS-PAGE凝胶配制试剂盒 | 1盒 |
| P0012AC | SDS-PAGE凝胶快速配制试剂盒 | 1盒 |
| P0013 | Western及IP细胞裂解液 | 100ml |
| P0013B | RIPA裂解液(强) | 100ml |
| P0014B | SDS-PAGE电泳液 | 10×1L |
| P0015 | SDS-PAGE蛋白上样缓冲液(5X) | 2ml |
| P0018 | BeyoECL Plus(超敏ECL化学发光试剂盒) | 共100ml |
| P0018A | BeyoECL Star(特超敏ECL化学发光试剂盒) | 共100ml |
| P0020 | 显影定影试剂盒 | 各1升 |
| P0021B | Western转膜液 | 10×1L |
| P0023A | Western一抗稀释液 | 100ml |
| P0023B | Western封闭液 | 100ml |
| P0023C6 | Western洗涤液(10X) | 10×100ml |
| P0023D | Western二抗稀释液 | 100ml |
| P0025 | Western一抗二抗去除液 | 250ml |
| P0252 | QuickBlock™ Western封闭液 | 100ml |
| P0256 | QuickBlock™ Western一抗稀释液 | 100ml |
| P0258 | QuickBlock™ Western二抗稀释液 | 100ml |
| P0066 | 预染蛋白质分子量标准 | 200μl |
| P0068 | 彩色预染蛋白质分子量标准 | 200μl |
| P0071 | BeyoColor™彩色预染蛋白质分子量标准 | 200μl |
| P0098 | 免疫染色固定液 | 100ml |
| P0102 | 免疫染色封闭液 | 100ml |
| P0103 | 免疫染色一抗稀释液 | 100ml |
| P0106L | 免疫染色洗涤液(10X) | 10×100ml |
| P0108 | 免疫荧光染色二抗稀释液 | 100ml |
| P0110 | 免疫染色(非荧光)二抗稀释液 | 100ml |
| P0260 | QuickBlock™免疫染色封闭液 | 100ml |
| P0262 | QuickBlock™免疫染色一抗稀释液 | 100ml |
| P0265 | QuickBlock™免疫荧光染色二抗稀释液 | 100ml |
| P0267 | QuickBlock™免疫组化染色二抗稀释液 | 100ml |
| P0126 | 抗荧光淬灭封片液 | 5ml |
| FFP24 | PVDF膜(进口分装, 6.6×8.5cm, 0.2μm) | 20张/包装 |
| FFP32 | PVDF膜(进口原装, 6.6×8.5cm, 0.45μm) | 20张/包装 |
| FFP51 | 转印滤纸(7.5×10cm) | 100片/包装 |
| FF057 | X-OMAT BT胶片(原柯达, 5×7英寸) | 100张/盒 |
| FFC58 | 压片暗盒(5×7英寸) | 1个 |

Version 2016.04.26